


# Specification

D8128-24V-8mm



▼ General description

- Luminance efficiency up to 160LM/W
- Self-encapsulated design offers eight optional 1900-6000K white lights
- With life span over 60000H
- Ta: -25~40°C; Tc: 75°C (max)



▼ Dimension

Max.length: 5000mm

Cutting unit: 8leds/62.5mm(2.46")

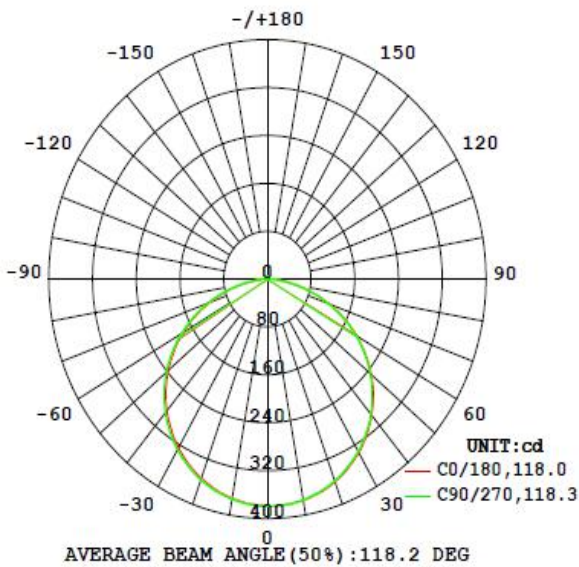
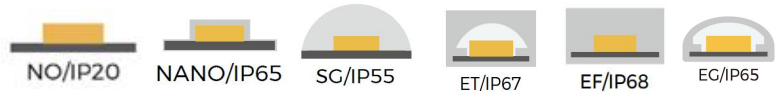
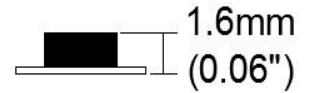
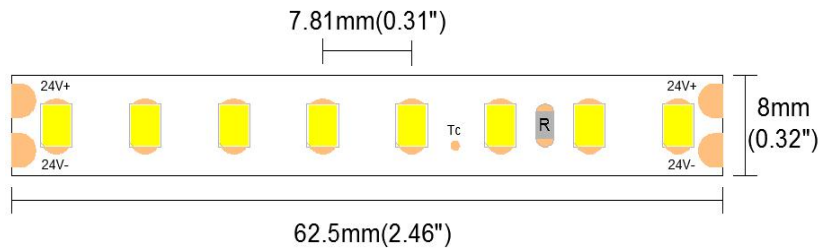
LED pitch: 7.81mm(0.31")

Min. bend diameter: Φ60mm

Mounting: 3M tape

IP: IP20/IP55/IP67/IP68

※Warranty: 5years



Photometric of 1M strip

Height	Eavg, Emax	Angle: 118.04deg	Diameter
1m	94.85, 379.31lx		333.11cm
2m	23.71, 94.83lx		666.22cm
3m	10.54, 42.15lx		999.33cm
4m	5.928, 23.71lx		1332.44cm
5m	3.794, 15.17lx		1665.56cm
6m	2.635, 10.54lx		1998.67cm
7m	1.936, 7.74lx		2331.78cm
8m	1.482, 5.92lx		2664.89cm
9m	1.171, 4.68lx		2998.00cm
10m	0.9485, 3.79lx		3331.11cm

AAI Figure

※Warranty is based on indoor use

▼ Electronic & output data

Input voltage: DC24V

Rated current: 0.36A(1m) /1.5A(5m)

Typical Power: 8.7W(1m) /36W(5m)

CRI: 80/90/95

Max.power: 9.6W(1m)

On-off times: 10000 (test times)

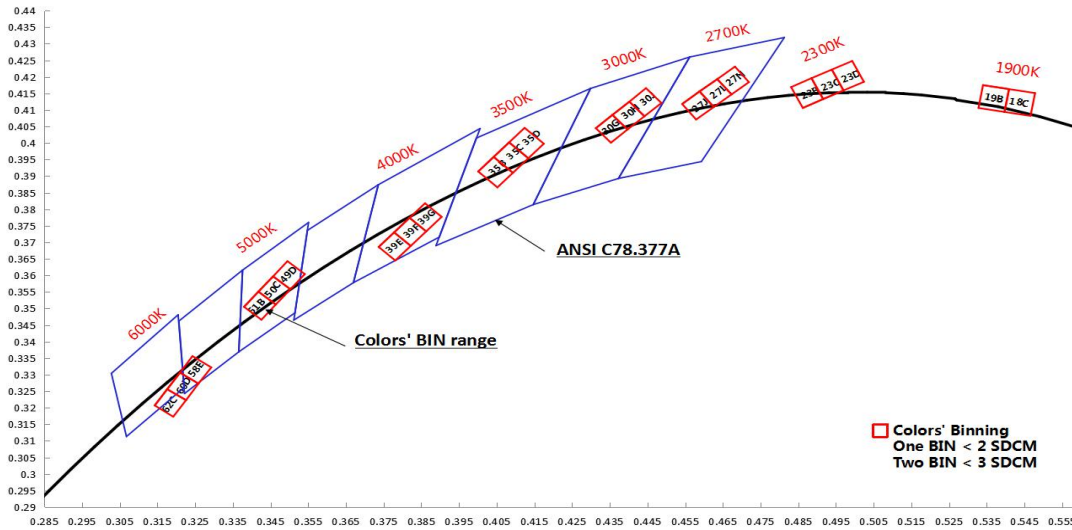
Power range: 7.8 ~ 9.6W(1m)

Copper foil: 3oz







CRI	Color	CCT	Lumen(lm)	lm/W	Energy efficiency class
Ra>80	LW	2300K	1175	135	E
Ra>80	SW	2700K	1270	146	E
Ra>80	WW	3000K	1335	153	E
Ra>80	PW	3500K	1355	156	E
Ra>80	NW	4000K	1390	160	E
Ra>80	DW	5000K	1390	160	E
Ra>80	W	6000K	1335	153	E
Ra>90	SW	2700K	1035	119	F
Ra>90	WW	3000K	1090	125	F
Ra>90	PW	3500K	1105	127	F
Ra>90	NW	4000K	1135	130	F
Ra>90	DW	5000K	1135	130	F
Ra>90	W	6000K	1090	125	F
Ra>95	SW	2700K	1005	116	F
Ra>95	WW	3000K	1060	122	F
Ra>95	PW	3500K	1075	124	F
Ra>95	NW	4000K	1105	127	F
Ra>95	DW	5000K	1105	127	F
0	G	525nm	825	95	/
0	B	470nm	175	20	/

- 1.The tolerance of output data can be vary up to 15%
- 2.the output data tested according to IES TM-30-15
- 3.the output data is based on IP20/1merter, data of 5m in only for reference
- 4.IP protection process leads changes to size, CCT and luminous flux




▼ BIN














▼ IP Process

IP Process	Picture	description	Size	optional CCT/color for finished product	lumen output rate
NO		No proof	8mm*1.6mm	1900K/2300K/2700K/3000K/3500K/4000K/5000K/6000K/G/B	100%
NA		Nano-proof	8mm*1.7mm	1900K/2300K/2700K/3000K/3500K/4000K/5000K/6000K/G/B	98%
SG		Gel coating	8mm*2.7mm	2300K/3000K/3500K/4000K/6000K/10000K/15000K/G/B	90%
ET		Extrusion tube	10mm*4.8mm	1900K/2300K/2700K/3000K/3500K/4000K/5000K/6000K/G/B	88%
EG		Extrusion curved tube	9.3mm*3.8mm	1900K/2300K/2700K/3000K/3500K/4000K/5000K/6000K/G/B	88%
EF		Extrusion filling	10mm*5mm	2300K/2900K/3400K/3850K/5800K/8750K/15000K/G/B	86%

▼ Accessories Information

Name	Picture	Code	description
Connector for wire and FPC		94-42-620800001	8mm width, 2PIN connector of wire and FPC,suitable for white color strip, NO/NA,2PIN wire18- 22AWG
Connector for FPC and FPC		94-42-620800002	8mm width, 2PIN connector of FPC and FPC,suitable for white color strip,NO/NA
Connector for wire and FPC		94-03-00-0044	8mm width, 2PIN connector of wire and FPC,suitable for white color and gel coating strip,SG,2PIN wire18- 22AWG

Connector for FPC and FPC		94-03-00-0048	8mm width, 2PIN connector of FPC and FPC,suitable for white color and gel coating strip,SG
Slim connector		94-03-00-0065	TSC-08-2, suitable for 8mm fpc to fpc connection , IP20, 2pin, 10pcs per bag
FPC with wire		94-03-00-0066	wire connection when using together with TSC-08-2,IP20,2PIN, 10PCS per bag
Fixed Clip		94-02-00-0002	Silicone clip, screw: PA 3*8mm, suitable for 8mm FPC,EH/EF/ET strip
Fixed Clip		94-02-00-0017	Fixed clip, transparent, 3*8mm self-tapping screws, suitable for 8mm FPC,NO/NA LED strip
Fixed Clip		94-02-00-0015	Fixed clip, transparent, 3*8mm self-tapping screws,suitable for 8mm FPC,SG LED strip
Gas phase rubber plug		18-01-08-0025	Translucent gas phase adhesive plug, suitable for 8mm wide silicone extrusion eg
Gas phase gel plugging		18-01-08-0026	Translucent gas phase adhesive plug, suitable for 8mm wide silicone extrusion eg lamp with end plug
Silicone end cap set		94-02-00-0021	including end cap and plug,suitable for 8mm FPC,EH/ET/EF silicone extrusion strip
Mounting groove		94-02-00-0024	Transparent PVC mounting groove,suitable for 8mm FPC,silicone extruded EF/ET strip
Stopper glue		94-16-03010001	Silicone gel,suitable for ST/ET/EH/EF/SF waterproof LED strip

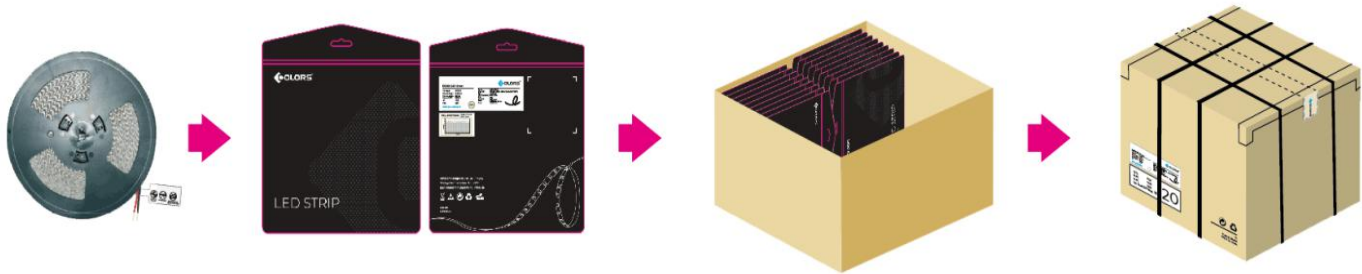
### ▼ Order Code Formats

1: Category		2: LED		3: LED/m		4: Voltage		5:FPC Width		6: IP Process		7: CRI		8: CCT	
D	-	8	2835	128	128 LED	24	24V	08	8mm	NO	NO	8	> 80	GW	1900K
										NA	NANO	9	> 90	LW	2300K
										SG	Gel coating	H	> 95	SW	2700K
										ET	Extrusion tube	0	0	WW	3000K
										EF	Extrusion filling			PW	3500K
										EG	Extrusion curved tube			NW	4000K
														DW	5000K
														W	6000K
														G	Green
														B	Blue
D	-	8		128		24		08		NO		8		GW	
9: Silk Printing		10: Entry cable		11: Wire type		12: Wire length		13: Tape type		14: Label Type		15: Strip Length			
N	Neutral	S	Single	A	red and black cable	012	12cm	W	White 3M	C	COLORS	0500	5m		
C	COLORS	D	Double	B	SM-male wire	020	20cm	Y	Yellow 3M	S	Customized	5000	50m		

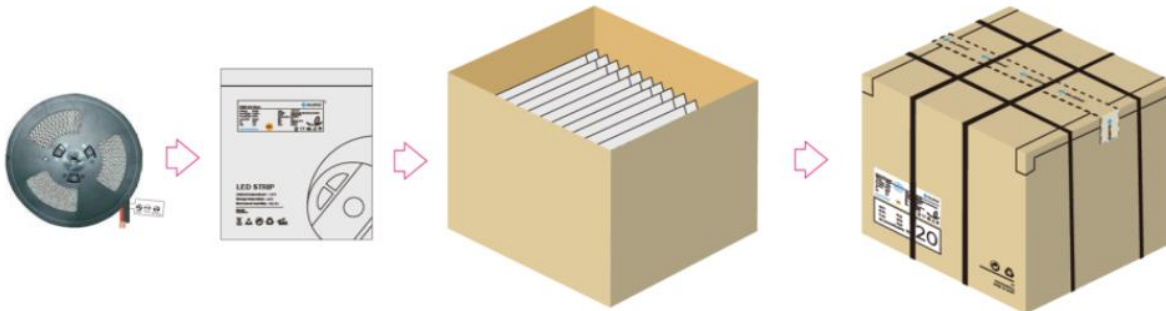
S	Customized	X	Nothing	C	SM-female wire	050	50cm	R	Red tape		
				X	Nothing	100	100cm	X	Nothing		
						0	Nothing				
	N		S		A		012		W	C	0500
D81282408NO-8GWNSA012WC0500											

## ▼ Packing

### Colors brand package



### General customized package

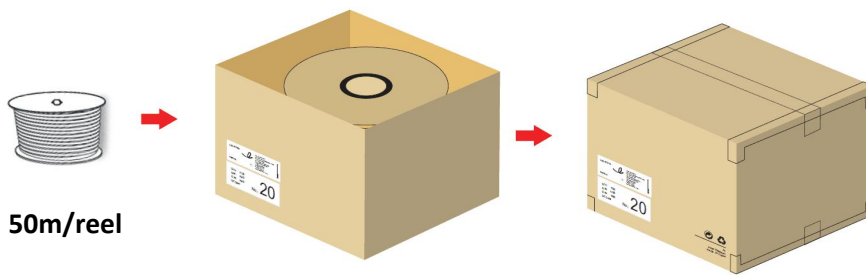


IP Process	Product size(mm)	Product quantity (m/reel)	Product quantity (m/case)	Product net weight(kg)	Net weight per box (kg)	Gross weight (kg)	Package size (cm)
NO	5000*8*1.6	5	300	0.134	8.04	9.246	41*41*26
NA	5000*8*1.7	5	300	0.137	8.22	9.453	41*41*26
SG	5000*8*2.8	5	300	0.222	13.32	15.318	41*41*26
ET/EG	5000*10*4.8	5	200	0.459	18.36	21.114	41*41*26
EF	5000*10*5	5	200	0.505	20.2	23.23	41*41*26

Remark: data with 10% tolerance

### Engineering packaging of ET(IP67)/EF(IP68)

(free-soldering end caps with 40 cover per box could be ordered separately if needed)



**Engineering packaging of NO(IP20)/NA(IP65).**



IP Process	Product size(mm)	Product quantity (m/reel)	Product quantity (m/case)	Product net weight(kg)	Net weight per box (kg)	Gross weight (kg)	Package size (cm)
NO	50000*8*1.5	50	650	1.34	17.42	20.033	41*41*26
NA	50000*8*1.6	50	650	1.37	17.81	20.48	41*41*26
ET/EG	50000*10*4.8	50	100	4.68	9.36	10.764	25.5*25.5*26
EF	50000*10*5	50	100	5.15	10.3	11.845	25.5*25.5*26

Remark: data with 10% tolerance

**▼Precautions**

- ※ Please drive the led strip with 24VDC isolated power, and the ripple of the constant voltage source should be less than 5%.
- ※ Please do not bend the strip into an arc with a diameter less than 60mm to ensure the longevity and reliability.
- ※ Do not fold it in case any damage of LED beads.
- ※ Do not pull the power wire hard to ensure the longevity. Any Crash may damage the LED light is prohibited.
- ※ Please make sure the wire is connected to the anode and cathode correctly. The power output should be consistent with the voltage of the strip to avoid damage.
- ※ LED lights should be stored in dry, sealed environment. Please only unpack it before usage. Ambient temperature: -25°C~40°C.Storage temperature: 0°C~60°C.Please use the strips without waterproof within indoor environment with humidity less than 70%.

- ※ Please be careful during operation. Do not touch the AC power supply in case of electric shock.
- ※ Please leave at least 20% power for the power supply during using to ensure there is enough power supply to drive the product.
- ※ Do not use any acid or alkaline adhesives to fix the product (e.g.: glass cement).